

Made in the USA

MATERIAL
ASTM Type 316 Stainless Steel

SLEEVE WEIGHT
100 LBS.

FINISH
#4 Brushed Satin Stainless Steel

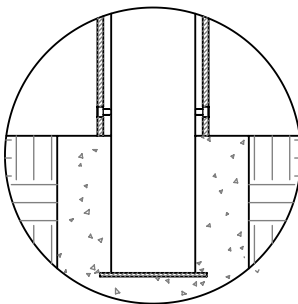
INSTALLATION
MOUNTING OPTIONS AVAILABLE
-Type P - Pipe Mount
-Type G - Ground Mount
-Type B - Bolt Down Mount

See specific Installation drawings for each mounting option. The installation drawing will show the component weight chart, mounting instructions, and details.

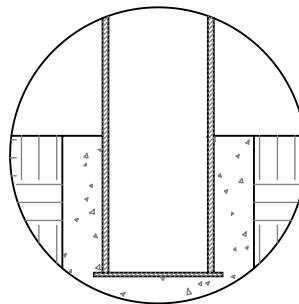
CUSTOMIZATION

BollardsUSA provides custom bollard sizing and installation solutions to meet project requirements. Contact sales for custom or modified product inquiries.

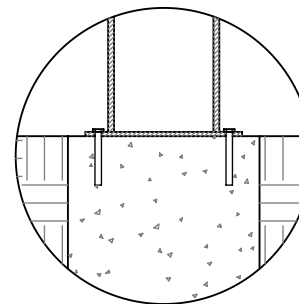
TYPE P
Pipe Mount



TYPE G
Ground Mount



TYPE B
Bolt Down Mount



Series: Derby

Product No.

380-SD



BOLLARDSUSA
A DIVISION OF JR HOE

PROPRIETARY AND CONFIDENTIAL - THE INFORMATION CONTAINED IN THIS DRAWING IS THE SOLE PROPERTY OF J.R. HOE & SONS INC. ANY REPRODUCTION IN PART OR AS A WHOLE WITHOUT THE WRITTEN PERMISSION OF J.R. HOE & SONS INC. IS PROHIBITED.