

Made in the USA

MATERIAL

ASTM A48 Class 30 Cast Iron

SLEEVE WEIGHT

97 LBS.

FINISH

POWDER COAT FINISH

1 coat zinc rich epoxy primer + 1 coat Super Durable polyester powder coating. Available in 25 colors.

INSTALLATION

MOUNTING OPTIONS AVAILABLE

- Type P - Pipe Mount
- Type I - Iron Base
- Type S - Surface Mount
- Type R - Removable (3 Variations available)

See specific Installation drawings for each mounting option. The installation drawing will show the component weight chart, mounting instructions, and details.

Series: Classic

Product No.

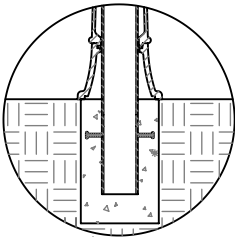
150-RT



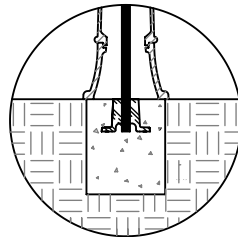
BOLLARDSUSA

A DIVISION OF JR HOE

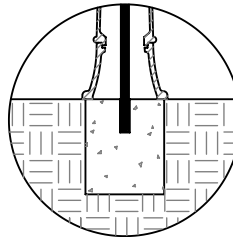
TYPE P
Pipe Mount



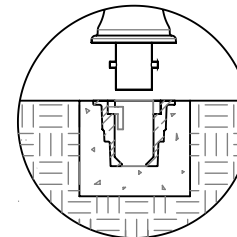
TYPE I
Iron Base Mount



TYPE S
Surface Mount

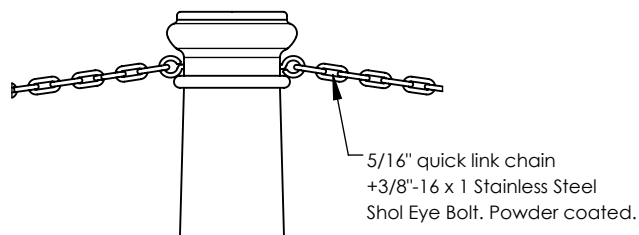


TYPE R
Removable Mount



*3 Variations of Twist and Lock removable bollards available - see installation drawings.

Optional Eye Bolt and Chain



Optional Custom Logo

