

Made in the USA

**MATERIAL**  
ASTM A48 Class 30 Cast Iron

**SLEEVE WEIGHT**  
107.1 LBS.

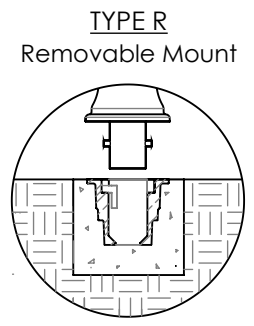
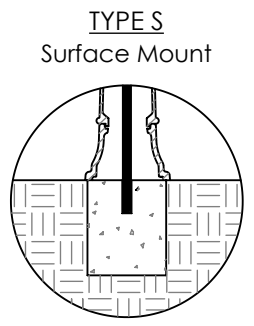
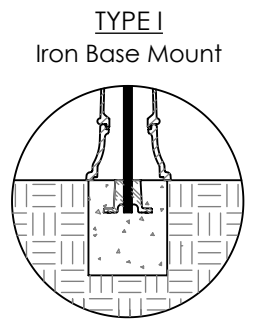
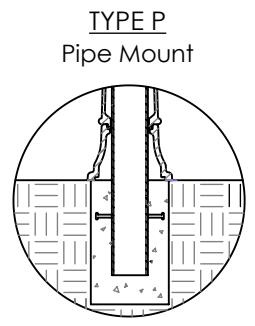
**FINISH**  
POWDER COAT FINISH  
1 coat zinc rich epoxy primer + 1 coat Super Durable polyester powder coating.  
Available in 25 colors.

**INSTALLATION**  
MOUNTING OPTIONS AVAILABLE  
-Type P - Pipe Mount  
-Type I - Iron Base  
-Type S - Surface Mount  
-Type R - Removable (3 Variations available)

See specific Installation drawings for each mounting option. The installation drawing will show the component weight chart, mounting instructions, and details.

Series: Classic

Product No.  
**150-QS**



\*3 Variations of Twist and Lock removable bollards available - see installation drawings.

Optional Eye Bolt and Chain

