

Made in the USA

#### MATERIAL

ASTM A48 Class 30 Cast Iron

#### SLEEVE WEIGHT

110.9 LBS.

#### FINISH

POWDER COAT FINISH

1 coat zinc rich epoxy primer + 1 coat Super Durable polyester powder coating. Available in 25 colors.

#### INSTALLATION

MOUNTING OPTIONS AVAILABLE

- Type P - Pipe Mount
- Type I - Iron Base
- Type S - Surface Mount
- Type R - Removable (3 Variations available)

See specific Installation drawings for each mounting option. The installation drawing will show the component weight chart, mounting instructions, and details.

Series: Classic

Product No.

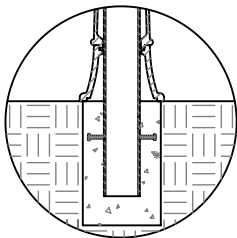
150-GTF



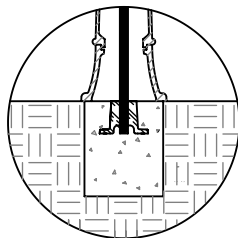
**BOLLARDSUSA**

A DIVISION OF JR HOE

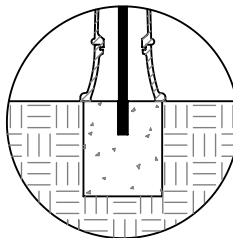
TYPE P  
Pipe Mount



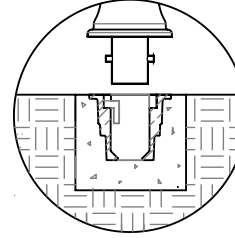
TYPE I  
Iron Base Mount



TYPE S  
Surface Mount

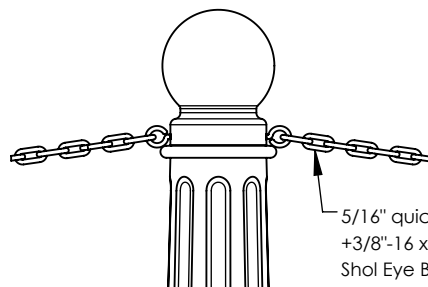


TYPE R  
Removable Mount



\*3 Variations of Twist and Lock removable bollards available  
- see installation drawings.

Optional Eye Bolt and Chain



5/16" quick link chain  
+3/8"-16 x 1 Stainless Steel  
Shol Eye Bolt. Powder coated.