

Made in the USA

**MATERIAL**  
ASTM A48 Class 30 Cast Iron

**SLEEVE WEIGHT**  
104.7 LBS.

**FINISH**  
**POWDER COAT FINISH**  
1 coat zinc rich epoxy primer + 1 coat  
Super Durable polyester powder coating.  
Available in 25 colors.

**INSTALLATION**  
**MOUNTING OPTIONS AVAILABLE**  
-Type P - Pipe Mount  
-Type I - Iron Base  
-Type S - Surface Mount  
-Type R - Removable (3 Variations available)

See specific Installation drawings for each mounting option. The installation drawing will show the component weight chart, mounting instructions, and details.

Series: Classic

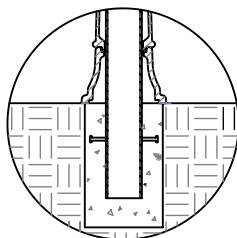
Product No.

150-GS

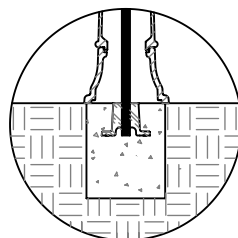


**BOLLARDSUSA**  
A DIVISION OF JR HOE

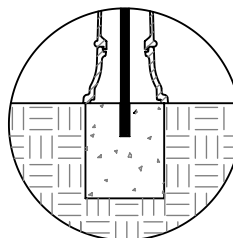
TYPE P  
Pipe Mount



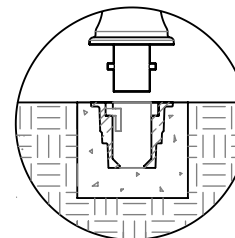
TYPE I  
Iron Base Mount



TYPE S  
Surface Mount

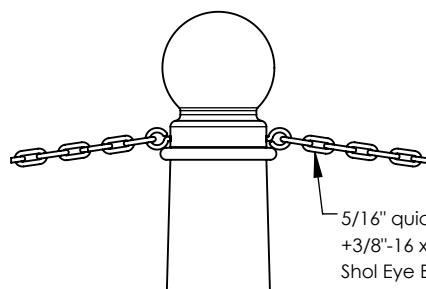


TYPE R  
Removable Mount



\*3 Variations of Twist and Lock removable bollards available - see installation drawings.

Optional Eye Bolt and Chain



5/16" quick link chain  
+3/8"-16 x 1 Stainless Steel  
Shol Eye Bolt. Powder coated.