

Made in the USA

MATERIAL

ASTM A48 Class 30 Cast Iron

SLEEVE WEIGHT

66 LBS.

FINISH

POWDER COAT FINISH

1 coat zinc rich epoxy primer + 1 coat Super Durable polyester powder coating. Available in 25 colors.

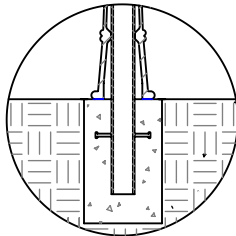
INSTALLATION

MOUNTING OPTIONS AVAILABLE

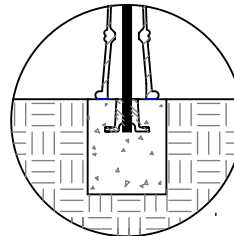
- Type P - Pipe Mount
- Type I - Iron Base
- Type S - Surface Mount

See specific Installation drawings for each mounting option. The installation drawing will show the component weight chart, mounting instructions, and details.

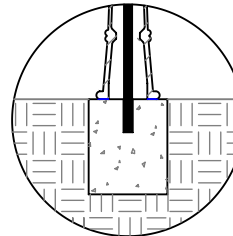
TYPE P
Pipe Mount



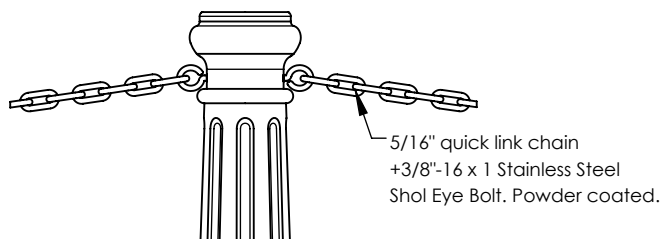
TYPE I
Iron Base Mount



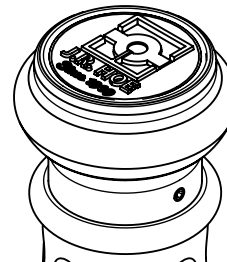
TYPE S
Surface Mount



Optional Eye Bolt and Chain



Optional Custom Logo



Series: Promenade

Product No.

100-RTF

