

 Made in the USA

MATERIAL
ASTM A48 Class 30 Cast Iron

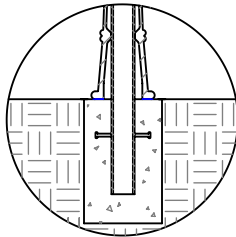
SLEEVE WEIGHT
66.9 LBS.

FINISH
POWDER COAT FINISH
1 coat zinc rich epoxy primer + 1 coat Super Durable polyester powder coating. Available in 25 colors.

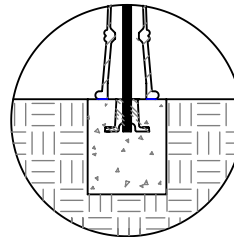
INSTALLATION
MOUNTING OPTIONS AVAILABLE
-Type P - Pipe Mount
-Type I - Iron Base
-Type S - Surface Mount

See specific Installation drawings for each mounting option. The installation drawing will show the component weight chart, mounting instructions, and details.

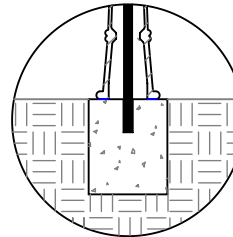
TYPE P
Pipe Mount



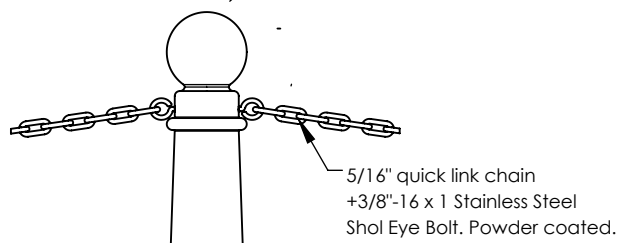
TYPE I
Iron Base Mount



TYPE S
Surface Mount



Optional Eye Bolt and Chain



Series: Promenade

Product No.
100-GTF

